

Name: _____

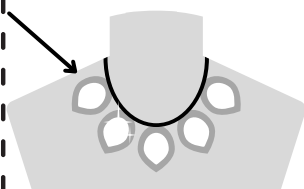

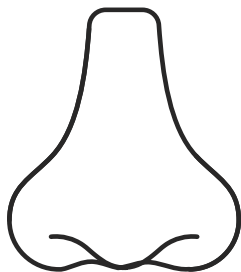
Sight Words

Directions: Read the sight words with your child. Have students cut out the images to complete the sentence. Then, cut out the sight words and create your own sentences with household objects!

I

see

a



I

see

a