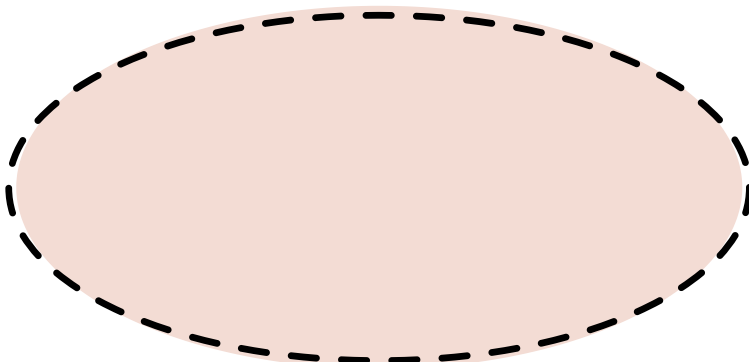


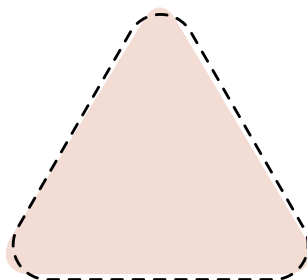
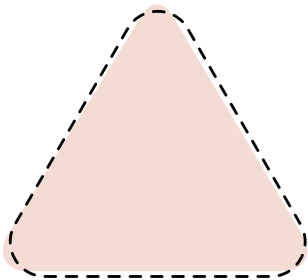


Name: _____

BUILD AN ANIMAL

Let's see how well you know your shapes!
Cut out all of the shapes and glue them
together by following the directions on
the next page. What animal did you end
up making?

You will need scissors and glue for this project.



Name: _____

Glue the two smallest circles near the middle of the circle next to one another.

Glue the largest oval under the two smallest circles.

Glue the two small ovals onto the large oval.

Glue the two triangles on the outside of the circle at the top.

